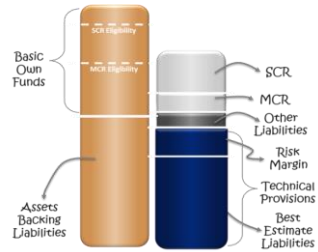


**CENTRIQ LIFE INSURANCE COMPANY LIMITED (I078)**



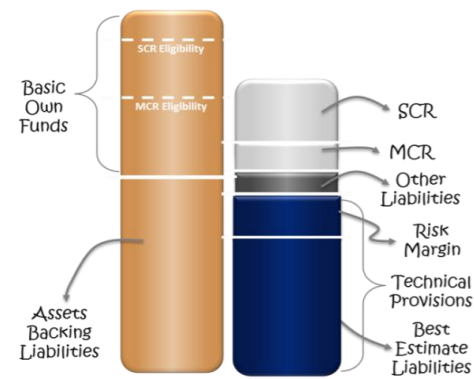
[dark beige]	= information to be selected
[light beige]	= information to be typed in
[light blue]	= information calculated on this sheet
[dark blue]	= information from another sheet
	= no input required

All rand amounts in R'000

**Section OF1 - Statement of Solvency Position**

	Before Transfer	After Transfer
<b>Solvency Cover</b>		
MCR	4.09	4.36
SCR	1.33	1.28
<b>Summary of Solvency Position</b>		
Total Assets	288,948	288,948
Total Liabilities	22,962	3,881
Basic Own Funds / Excess Assets	265,986	285,066
Own funds eligible to meet MCR	85,744	98,000
Own funds eligible to meet SCR	85,206	97,460
<b>Summary of Liabilities</b>		
BEL	-51,348	-79,188
Risk Margin	3,877	4,841
Other liabilities	70,433	78,229
<b>Summary of Capital Requirements</b>		
MCR	20,940	22,454
SCR	63,875	76,317

**CENTRIQ LIFE INSURANCE COMPANY LIMITED (I078)**



[dark beige]	= information to be selected
[light beige]	= information to be typed in
[light blue]	= information calculated on this sheet
[dark blue]	= information from another sheet
	= no input required

All rand amounts in R'000

**Section OF2 - Statement of Assets, Liabilities and Basic Own Funds**

**1) Assets**

Balance Sheet - Assets	Reference Sheet	Before Transfer		After Transfer	
		SAM Basis	IFRS Basis	SAM Basis	IFRS Basis
Goodwill			-		-
Intangible assets			-		-
Equipment			-		-
Owner occupied property			-		-
Deferred Acquisition Costs			-		-
Reinsurance deposits			-		-
Total Reinsurance recoverables		-36,110	22,639	-36,110	22,639
<i>Reinsurance share of TP - non-life</i>	TP1S	-	-	-	-
<i>Reinsurance share of TP - life</i>	TP1	-36,110	22,639	-36,110	22,639
<i>Other reinsurance recoverables</i>		-	-	-	-
Total Participations	A3	-	-	-	-
Total in Asset Holding Intermediaries	A4	-	-	-	-
Total Investments	A1	255,362	255,362	255,362	255,362
<i>Government Bonds</i>	A1	6,165	6,165	6,165	6,165
<i>Corporate Bonds</i>	A1	195,956	195,956	195,956	195,956
<i>Equity</i>	A1	-	-	-	-
<i>Investment Funds</i>	A1	-	-	-	-
<i>Structured Notes</i>	A1	-	-	-	-
<i>Collateralised Securities</i>	A1	12,066	12,066	12,066	12,066
<i>Cash and Deposits</i>	A1	41,175	41,175	41,175	41,175
<i>Mortgages and Loans</i>	A1	-	-	-	-
<i>Property</i>	A1	-	-	-	-
Total Derivatives		-	-	-	-
<i>Futures</i>	A2	-	-	-	-
<i>Call Options</i>	A2	-	-	-	-
<i>Put Options</i>	A2	-	-	-	-
<i>Swaps</i>	A2	-	-	-	-
<i>Forwards</i>	A2	-	-	-	-
<i>Credit Derivatives</i>	A2	-	-	-	-
Deferred tax assets		645	-	645	-
<i>of which realisable in year 1</i>		645	-	645	-
<i>of which realisable after year 1</i>		-	-	-	-
CGT		-	-	-	-
Current assets	A8	69,050	229,734	69,050	229,734
Other assets		-	-	-	-

**CENTRIQ LIFE INSURANCE COMPANY LIMITED (I078)**

<b>Total Assets</b>		<b>288,948</b>	<b>507,735</b>	<b>288,948</b>	<b>507,735</b>
---------------------	--	----------------	----------------	----------------	----------------

**2) Liabilities**

Balance Sheet - Liabilities	Reference Sheet	Current Quarter		Previous Quarter	
		SAM Basis	IFRS Basis	SAM Basis	IFRS Basis
Gross Technical provisions – non-life		-	-	-	-
<i>TP calculated as a whole or</i>	TP1S	-	-	-	-
<i>Best Estimate and</i>	TP1S	-	-	-	-
<i>Risk margin</i>	TP1S	-	-	-	-
Gross Technical provisions – life		-47,472	74,279	-74,347	74,279
<i>TP calculated as a whole or</i>	TP1	-	74,279	-	74,279
<i>Best Estimate and</i>	TP1	-51,348	-	-79,188	-
<i>Risk margin</i>	TP1	3,877	-	4,841	-
Subtotal technical liabilities		-47,472	74,279	-74,347	74,279
Reinsurance deposits		-	-	-	-
(Re)insurance accounts payable		11,311	11,311	11,311	11,311
Debentures/Mortgages/Linked units/Loan stocks		-	-	-	-
Subordinated liabilities		-	-	-	-
<i>of which Dated</i>		-	-	-	-
<i>of which undated with a call option</i>		-	-	-	-
<i>of which Undated with no contractual opportunity to redeem</i>		-	-	-	-
Bank overdraft		-	-	-	-
Amounts due to holding company and subsidiaries		-	-	-	-
Payables (trade, not insurance)		-	-	-	-
Contingent liabilities		-	-	-	-
Provision for current taxation		4,941	4,941	4,941	4,941
Deferred tax liabilities		14,380	54	22,175	54
<i>of which realisable in year 1</i>		14,326	-	22,121	-
<i>of which realisable after year 1</i>		54	54	54	54
<i>CGT</i>		-	-	-	-
Other liabilities		39,801	393,303	39,801	393,303
<b>Total Liabilities</b>		<b>22,962</b>	<b>483,888</b>	<b>3,881</b>	<b>483,888</b>
<b>Assets less Liabilities</b>		<b>265,986</b>	<b>23,847</b>	<b>285,066</b>	<b>23,847</b>



**CENTRIQ LIFE INSURANCE COMPANY LIMITED (1078)**  
**CENTRIQ LIFE INSURANCE COMPANY LIMITED**

**Sign-Off Sheet**

---

Reasonable steps, including high-level sense checks, have been performed to provide a reasonable degree of comfort over the accuracy of the submission.


All reported amounts are in ZAR thousands.

**CEO**

**Name:**

Peter Jennett

**Signature:**



**PERSON COMPLETING THE SPREADSHEET:**

**Name:**

Anton van Rooijen

**Signature:**



**Company Name:** Centriq Life Insurance Company Limited

**DIRECTOR (optional)**

**Name:**

**Signature:**